
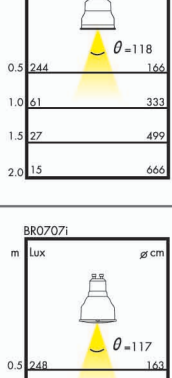
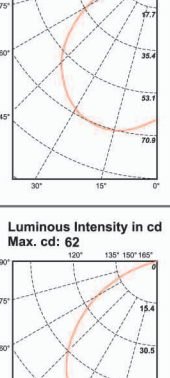

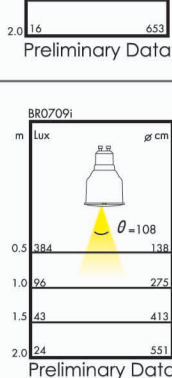
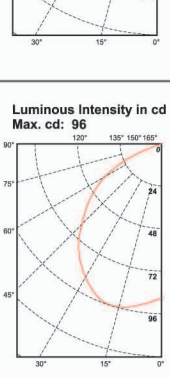

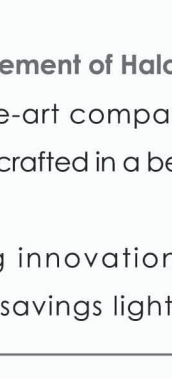
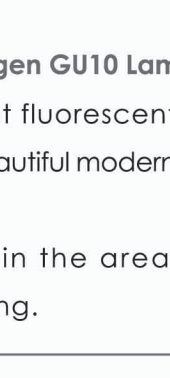
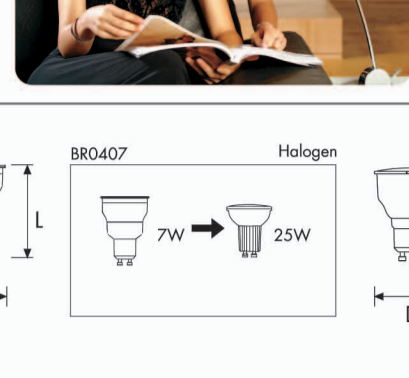


## CFL GU10 - Long operating life up to 15,000 hours

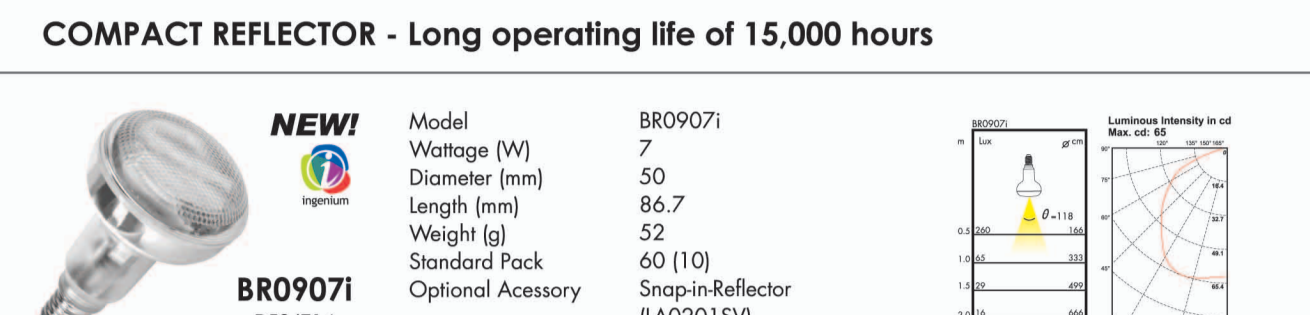
	<b>BR0407</b> GU10	Model Wattage (W) Operating Life Diameter (mm) Length (mm) Weight (g) Standard Pack Optional Accessory	BR0407 7 10,000 hours 50 73 45 60 (10) Snap-In Reflector (LB0301)		
	<b>BR0707i</b> GU10	Model Wattage (W) Operating Life Diameter (mm) Length (mm) Weight (g) Standard Pack Optional Accessory	BR0707i 7 15,000 hours 50 65.4 40 60 (10) Snap-In Reflector (LB0301)		
	<b>BR0709i</b> GU10	Model Wattage (W) Operating Life Diameter (mm) Length (mm) Weight (g) Standard Pack Optional Accessory	BR0709i 9 15,000 hours 50 75.7 52 60 (10) Snap-In Reflector (LB0301)		

### Product Information


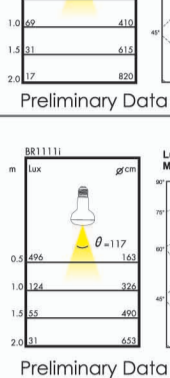
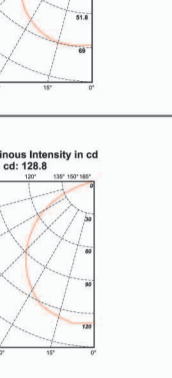


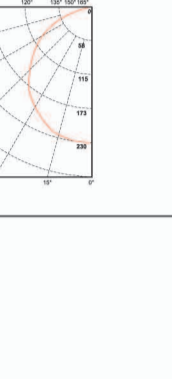

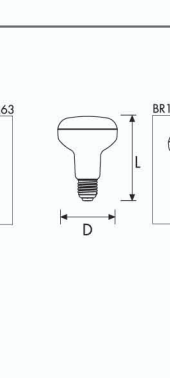
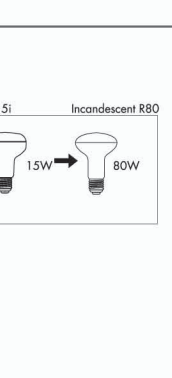

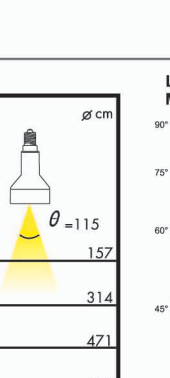
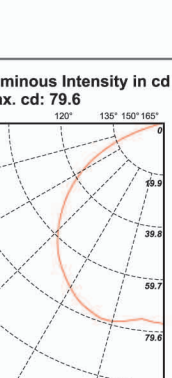


#### Direct Replacement of Halogen GU10 Lamps

- State-of-the-art compact fluorescent technology crafted in a beautiful modern design.
- Redefining innovation in the area of energy savings lighting.



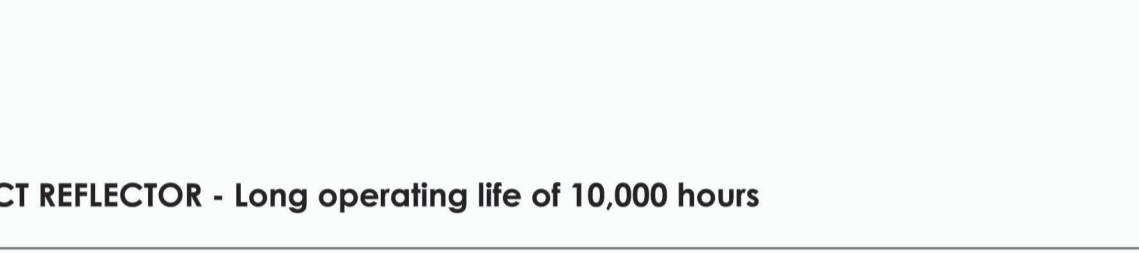
## COMPACT REFLECTOR - Long operating life of 15,000 hours

	<b>BR0907i</b> R50/E14	Model Wattage (W) Diameter (mm) Length (mm) Weight (g) Standard Pack Optional Accessory	BR0907i 7 50 86.7 52 60 (10) Snap-In Reflector (LA0201SV)		
	<b>BR0909i</b> R50/E14	Model Wattage (W) Diameter (mm) Length (mm) Weight (g) Standard Pack Optional Accessory	BR0909i 9 50 86.7 60 60 (10) Snap-In Reflector (LA0201SV)		
	<b>BR1111i</b> R60/E27	Model Wattage (W) Diameter (mm) Length (mm) Weight (g) Standard Pack Optional Accessory	BR1111i 11 63 103.4 95 60 (10) Snap-In Reflector (LB0101)		
	<b>BR1215i</b> R80/E27	Model Wattage (W) Diameter (mm) Length (mm) Weight (g) Standard Pack Optional Accessory	BR1215i 15 80 113 150 60 (10) Snap-In Reflector (LB0201)		


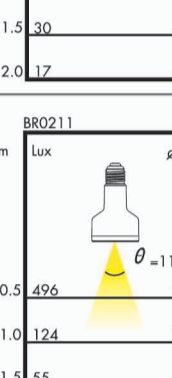
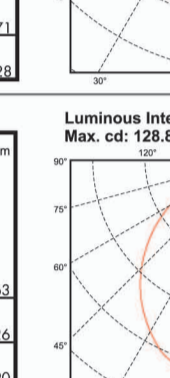

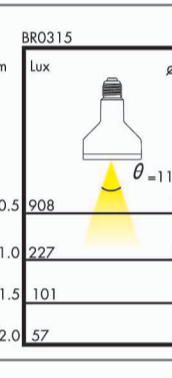
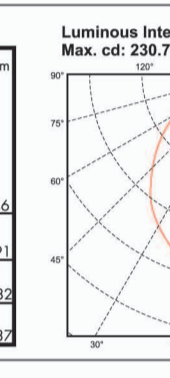



### Product Information

#### Perfect Replacement of Incandescent Reflectors

- Proved to be even better than incandescent reflectors.
- Designed to fit and work on existing E14/E27 luminaires.




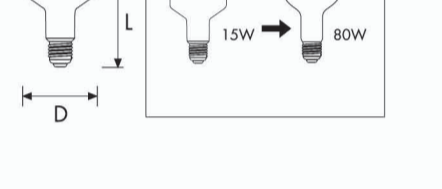
## COMPACT REFLECTOR - Long operating life of 10,000 hours

	<b>BR0107</b> R50/E14	Model Wattage (W) Diameter (mm) Length (mm) Weight (g) Standard Pack Optional Accessory	BR0107 7 50 85.3 45 60 (10) Snap-In Reflector (LA0201SV)		
	<b>BR0211</b> R63/E27	Model Wattage (W) Diameter (mm) Length (mm) Weight (g) Standard Pack Optional Accessory	BR0211 11 63 105 94 60 (10) Snap-In Reflector (LB0101)		
	<b>BR0315</b> R80/E27	Model Wattage (W) Diameter (mm) Length (mm) Weight (g) Standard Pack Optional Accessory	BR0315 15 80 111 125 60 (10) Snap-In Reflector (LB0201)		


### Product Information

- Direct Replacement of Incandescent Reflectors proved to be as functional or even better than incandescent reflectors.
- Designed to fit and work on existing E14/E27 luminaires.

#### Available in the following colours


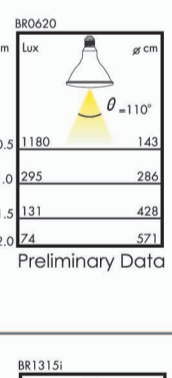
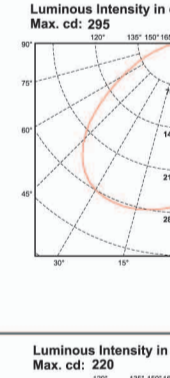


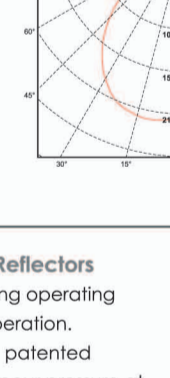


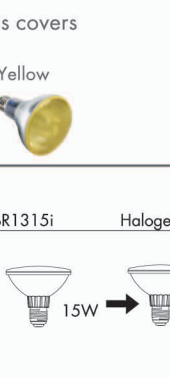


## ACCESSORY: Snap-in Reflector

	<b>LB0301</b> FOR CFL GU10	Model Diameter (mm) Length (mm) Wattage (W) Weight (g) Standard Pack	LB0301 80 51.5 9 15 60 (10)		
	<b>LA0201SV</b> FOR R50	Model Diameter (mm) Length (mm) Wattage (W) Weight (g) Standard Pack	LA0201SV 82 52 7 18 60 (10)		
	<b>LB0101</b> FOR R63	Model Diameter (mm) Length (mm) Wattage (W) Weight (g) Standard Pack	LB0101 95 52 11 24 60 (10)		
	<b>LB0201</b> FOR R80	Model Diameter (mm) Length (mm) Wattage (W) Weight (g) Standard Pack	LB0201 120 63 15 24 60 (10)		



## CFL PAR 30, 38 & 30H - Long operating life up to 15,000 hours

	<b>BR0515</b> PAR30	Model Wattage (W) Operating Life Diameter (mm) Length (mm) Weight (g) Standard Pack	BR0515 15 10,000 hours 96 130 180 60 (10)		
	<b>BR0620</b> PAR38	Model Wattage (W) Operating Life Diameter (mm) Length (mm) Weight (g) Standard Pack	BR0620 20 10,000 hours 121 133 250 60 (10)		
	<b>BR1315i</b> PAR30H	Model Wattage (W) Operating Life Diameter (mm) Length (mm) Weight (g) Standard Pack	BR1315i 15 15,000 hours 95 88 150 60 (10)		

### Product Information

- Perfect Replacement of Incandescent Reflectors
- Low power consumption and extremely long operating life. Suitable for lengthy and continuous operation.
- Lumen efficacy is maintained through the patented cooling tube that regulates the internal vapour pressure at an optimal level.

#### Available in the following coloured glass covers



## CFL GX53 - Long operating life of 15,000 hours

	<b>GX0107i</b> GX53	Model Wattage (W) Lumen Output (lm) Diameter (mm) Length (mm) Weight (g) Standard Pack	GX0107i 7 220 75 24.3 43 60 (10)		
	<b>GX0109i</b> GX53	Model Wattage (W) Lumen Output (lm) Diameter (mm) Length (mm) Weight (g) Standard Pack	GX0109i 9 280 75 24.3 43 60(10)		

### Product Information

**Captivating Palm-sized Lamp**  
The avant-garde Palm series of the CFL GX53 has been specifically developed as an alternative to halogen lamps for the area of furniture lighting, especially for slim surface mounted luminaire that has always been troubled by heating problems.



### Product Information



- **Encased With Silicone Diffuser**  
Reduces glass breakages and is completely recyclable.
- **Circular Glass Cover**  
Provides exceptional illumination of 7 Watt with lumen output of 220 lm and 9 Watt with lumen output of 280 lm.
- **Translucent Finish on GX53 Lamp Base**  
The brass contact of the T2 tube is firmly secured onto the base with a "twist-and-lock" action.

**Hidden Integrated Electronic Ballast**  
A high frequency electronic ballast with a long operating life of 15,000 hours is securely located behind the T2 tube.

**T2 U-shaped tube with 2 'Joint-kiss'**  
Lesser "dark areas" equate to a more uniform distribution of light output.

**Reduced Glass-tube Breakage**  
The silicone sleeve provides ultimate protection accompanied with the specially produced T2 tube that decreases the probability of breakages.

